

# SISTEMA MODULAR - PORTAS DE CORRER Ø25 / MODULAR SYSTEM - SLIDING DOORS Ø25 / SISTEMA MODULAR - PUERTAS CORREDERAS Ø25.



## A1System for glass.

### IN.15.002

Material: EN 1.4301

2x Roldanas

2x Batentes

1x Guia de pavimento

Peso máx de porta 120 Kg

Espessura de vidro 8 - 12 mm

Material: EN 1.4301

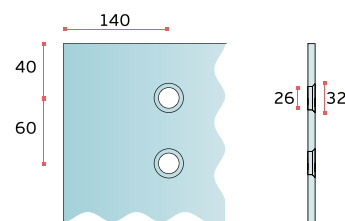
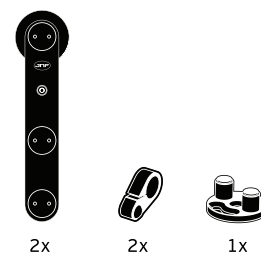
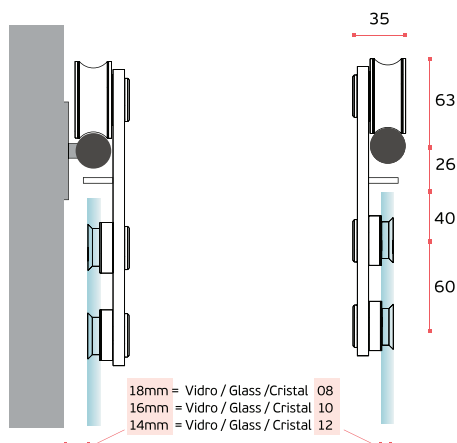
2x wheels / ruedas

2x stoppers / frenos

1x floor guide / guia de suelo

Max. load / peso max. 120 Kg

Glass Thickness / Espesor del cristal : 8 - 12mm



Medidas dos furos a efectuar no vidro.  
 Sizes of the holes to be made in the glass.  
 Medidas de los taladros en el cristal.





Ø 25mm

