

MABALGARVE

FERRAGENS - FARO

SISTEMA DE ROUPEIROS DE CORRER

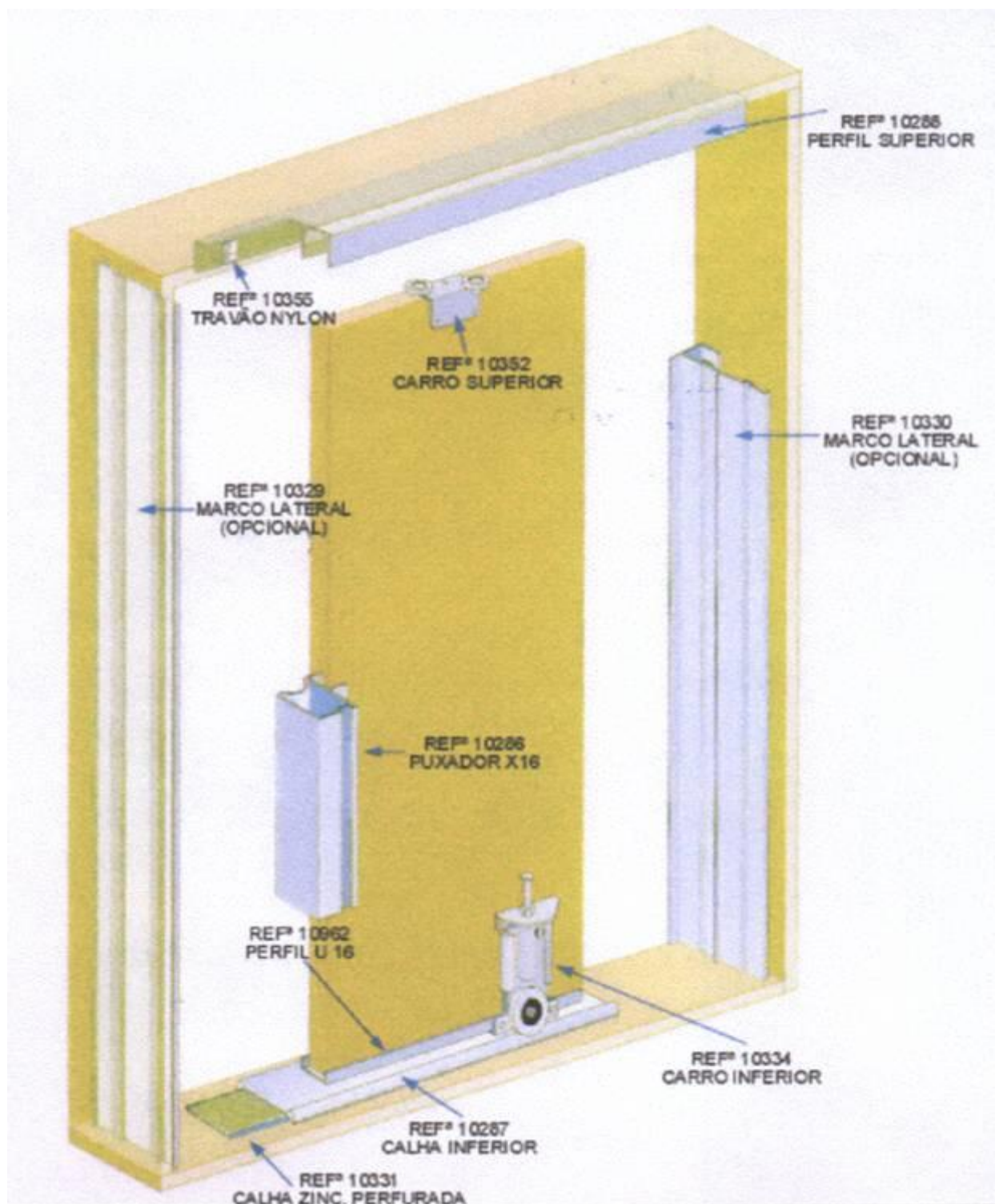


CATÁLOGO E ESQUEMA TÉCNICO

MABALGARVE

FERRAGENS - FARO


ESQUEMA GERAL




MABALGARVE

FERRAGENS – FARO


COMPONENTES




ROLETO INFERIOR
REF.^a 10334




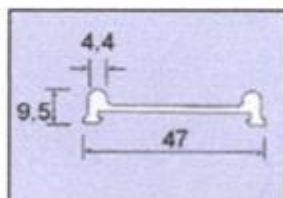
CALHA FIXAÇÃO
REF.^a 10331




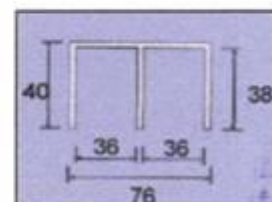
ROLETO SUPERIOR
REF.^a 10332




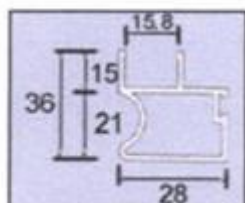
CALHA INFERIOR
REF.^a 10287



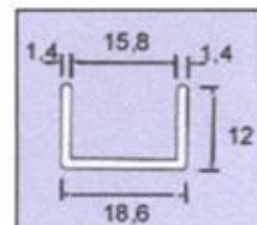
CALHA SUPERIOR
REF.^a 10288



PUXADOR 16 mlm
REF.^a 10286



CALHA “ U “ 16mlm
REF.^a 10962



MABALGARVE

FERRAGENS – FARO

TABELA DE ACABAMENTOS

ARTIGO	REF. ^a	ACABAM.	UN	QT. P/ EMB.
PUXADOR 16 m/m	10286	BRANCO	MT	18 x 2,6 MT
	10286	MATE	MT	18 x 2,6 MT
	10286	BRONZE	MT	18 x 2,6 MT
	10286	DOURADO	MT	18 x 2,6 MT
	10286	CARVALHO	MT	20 x 2,6 MT
	10286	MOGNO	MT	20 x 2,6 MT
	10286	TOLA	MT	20 x 2,6 MT
	10286	MELAMINA	MT	20 x 2,6 MT
CALHA INFERIOR	10287	BRANCO	MT	6 x 6 MT
	10287	MATE	MT	6 x 6 MT
	10287	BRONZE	MT	6 x 6 MT
	10287	DOURADO	MT	6 x 6 MT
CALHA SUPERIOR	10288	BRANCO	MT	6 x 6 MT
	10288	MATE	MT	6 x 6 MT
	10288	BRONZE	MT	6 x 6 MT
	10288	DOURADO	MT	6 x 6 MT
	10288	MELAMINA	MT	6 x 6 MT
CALHA "U" 16 m/m	10962	BRANCO	MT	30 x 6 MT
	10962	MATE	MT	30 x 6 MT
	10962	BRONZE	MT	30 x 6 MT
	10962	DOURADO	MT	30 x 6 MT
	10962	CARVALHO	MT	20 x 4 MT
	10962	MOGNO	MT	20 x 4 MT
CALHA FIXAÇÃO	10331	ZINCADA	MT	30 x 3 MT
ROLETO SUPERIOR	10332	NYLON	UN	CX 100
ROLETO INFERIOR	10334	ZINC.AMAR	UN	CX 100

MELAMINA IMITAÇÃO DE MADEIRA QUALQUER ACABAMENTO
(CARVALHO, MOGNO, FAIA, CEREJEIRA, PINHO , TOLA, ETC)