



Funcional
Functional
Fonctionnelle
Funcional
Funktional

Aço Inox
Stainless Steel
Acier Inoxydable
Acero Inox
Edelsthal

Desenho Estético
Stylish Design
Design Élégant
Diseño Elegante
Ästhetisches Design

Intemporal
Timeless
Intemporelle
Intemporal
Zeitlos

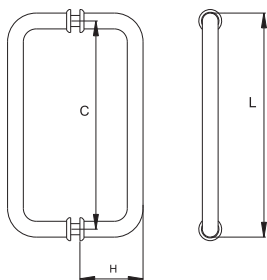
ASAS DE PORTA
PULL HANDLES
POIGNÉES DE TIRAGE
MANILLÓN DE PUERTA
STOSSGRIFFE

ASAS DE PORTA

Asas de Porta Duplas / Pull Handles / Poignées de Tirage / Manillón de Puerta / Stossgriffe

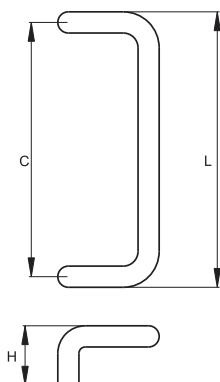


2136/D



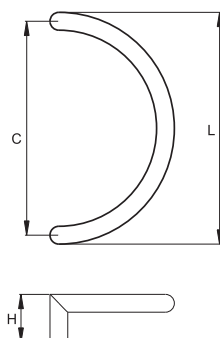
Art. No.	Ø	C	L	H
2136/D/19/150	19	150	169	55
2136/D/19/200	19	200	219	55
2136/D/19/250	19	250	269	55
2136/D/19/300	19	300	319	55
2136/D/19/400	19	400	419	55
2136/D/25/200	25	200	225	70
2136/D/25/250	25	250	275	70
2136/D/25/300	25	300	325	70
2136/D/25/350	25	350	375	70
2136/D/25/400	25	400	425	70
2136/D/25/600	25	600	625	70
2136/D/32/300	32	300	332	85
2136/D/32/400	32	400	432	85
2136/D/32/600	32	600	632	85

AP/002



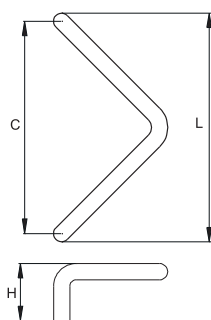
Art. No.	Ø	C	L	H
AP/002/19/150	19	150	169	55
AP/002/19/200	19	200	219	55
AP/002/19/250	19	250	269	55
AP/002/19/300	19	300	319	55
AP/002/19/350	19	350	369	55
AP/002/25/250	25	250	275	70
AP/002/25/300	25	300	325	70
AP/002/25/400	25	400	425	70
AP/002/25/450	25	450	475	70
AP/002/32/300	32	300	332	85
AP/002/32/400	32	400	432	85
AP/002/32/500	32	500	532	85
AP/002/32/1000	32	1000	1032	85

AP/003



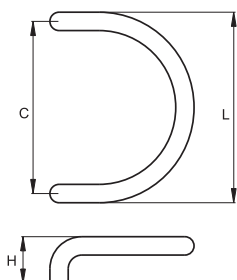
Art. No.	Ø	C	L	H
AP/003/25/200	25	200	225	70
AP/003/25/300	25	300	325	85
AP/003/32/300	32	300	332	85

■ AP/004



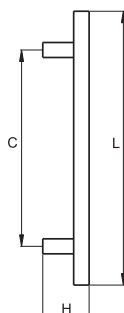
Art. No.	Ø	C	L	H
AP/004/25/300	25	300	325	70
AP/004/32/300	32	300	332	85

■ AP/006



Art. No.	Ø	C	L	H
AP/006/25/200	25	200	225	70
AP/006/25/300	25	300	325	70
AP/006/32/300	32	300	332	85
AP/006/32/350	32	350	382	85

■ AP/008

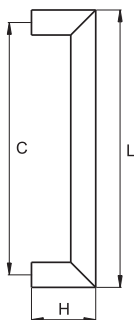


Art. No.	Ø	C	L	H
AP/008/19/150	19	150	300	60
AP/008/19/200	19	200	350	60
AP/008/19/250	19	250	400	60
AP/008/19/300	19	300	450	60
AP/008/25/200	25	200	300	75
AP/008/25/200	25	200	350	75
AP/008/25/250	25	250	400	75
AP/008/25/300	25	300	500	75
AP/008/25/400	25	400	550	75
AP/008/25/550	25	550	700	85
AP/008/30/200	30	200	350	85
AP/008/30/200	30	200	250	85
AP/008/30/250	30	250	400	85
AP/008/30/300	30	300	400	85
AP/008/30/300	30	300	450	85
AP/008/30/350	30	350	500	85
AP/008/30/400	30	400	550	85
AP/008/30/450	30	450	600	85
AP/008/30/550	30	550	700	85
AP/008/30/700	30	700	1000	85
AP/008/32/700	32	700	1000	90
AP/008/32/1200	32	1200	1500	90
AP/008/32/1700	32	1700	2000	90

ASAS DE PORTA

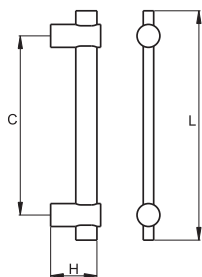
Asas de Porta Duplas / Pull Handles / Poignées de Tirage / Manillón de Puerta / Stossgriffe

■ AP/009



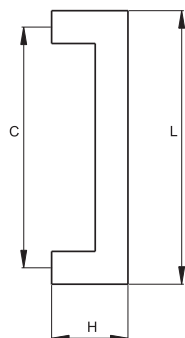
Art. No.	Ø	C	L	H
AP/009/19/150	19	150	169	55
AP/009/19/200	19	200	219	55
AP/009/19/250	19	250	269	55
AP/009/19/300	19	300	319	55
AP/009/19/500	19	500	519	55
AP/009/25/200	25	200	219	70
AP/009/25/250	25	250	269	70
AP/009/25/300	25	300	325	70
AP/009/25/350	25	350	375	70
AP/009/25/400	25	400	425	70
AP/009/25/600	25	600	625	70
AP/009/25/1000	25	1000	1025	70
AP/009/30/300	30	300	330	85
AP/009/30/400	30	400	430	85
AP/009/30/600	30	600	630	85

■ AP/010



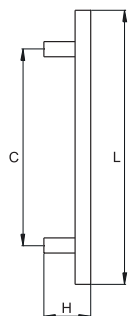
Art. No.	Ø	C	L	H
AP/010/150	30x15	150	205	70
AP/010/200	30x15	200	265	70
AP/010/250	30x15	250	315	70
AP/010/300	30x15	300	365	70


■ AP/011



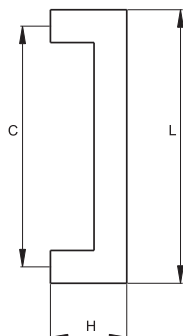
Art. No.	Ø	C	L	H
AP/011/20/150	20x20	150	170	65
AP/011/20/200	20x20	200	220	65
AP/011/20/250	20x20	250	270	65
AP/011/20/300	20x20	300	320	65
AP/011/20/400	20x20	400	420	65
AP/011/30/200	30x30	200	230	90
AP/011/30/300	30x30	300	330	90
AP/011/30/400	30x30	400	430	90
AP/011/30/500	30x30	500	530	90
AP/011/30/600	30x30	600	630	90
AP/011/30/1000	30x30	1000	1030	90
AP/011/30/1500	30x30	1500	1530	90


AP/012



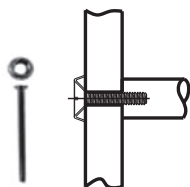
Art. No.		C	L	H
AP/012/20/150	20x20	150	300	65
AP/012/20/300	20x20	300	500	65
AP/012/25/200	25x25	200	300	70
AP/012/25/300	25x25	300	500	70
AP/012/30/300	30x30	300	500	75

AP/013

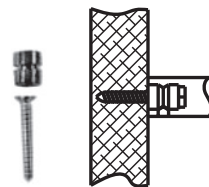


Art. No.		C	L	H
AP/013/40/300	40x20	300	320	65
AP/013/40/500	40x20	500	520	65

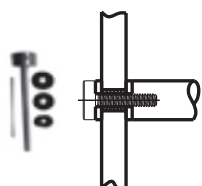
SISTEMAS DE FIXAÇÃO | FIXATION SYSTEMS SYSTÈMES DE FIXATION | SISTEMAS FIJACION



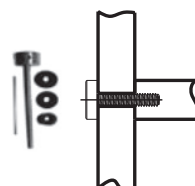
FA01 Ø19
FA02 Ø25
FA03 Ø30



FA04 Ø19
FA05 Ø25
FA06 Ø30



FA07 Ø19
FA08 Ø25
FA09 Ø30



FA10 Ø19
FA11 Ø25
FA12 Ø30

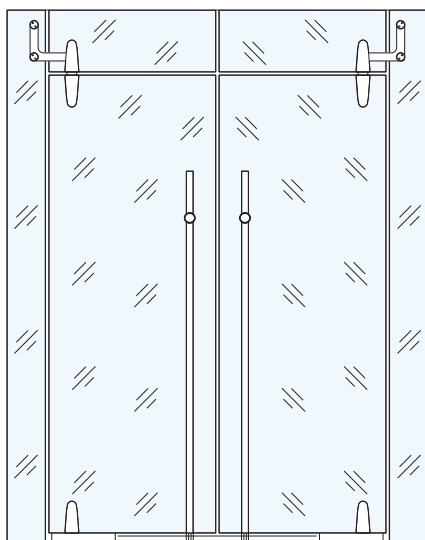
ASAS DE PORTA

Asas de Porta Duplas / Pull Handles / Poignées de Tirage / Manillón de Puerta / Stossgriffe

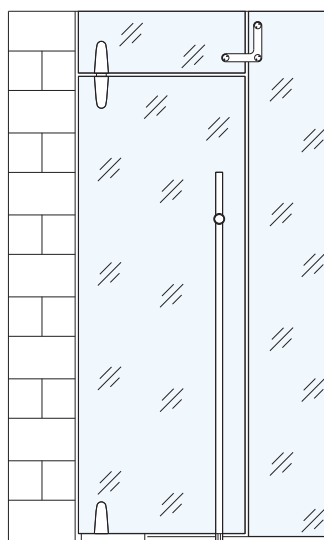


■ AF-01

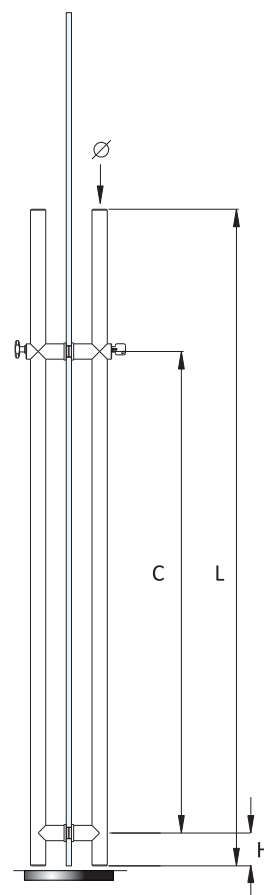
Art. No.	Ø	C	L	H
AF/01/950	32	950	1200	75
AF/01/1150	32	1150	1500	75
AF/01/1250	32	1250	1800	75
AF/01/1500	32	1500	2000	75
AF/01/1750	32	1750	2400	75



OPC. D



OPC. S



AF/02

Art. No.	Ø	C	L	H
AF/02/950	32	950	1200	75
AF/02/1100	32	1100	1500	75
AF/02/1150	32	1150	1800	75
AF/02/1500	32	1500	2000	75

AF-M/03

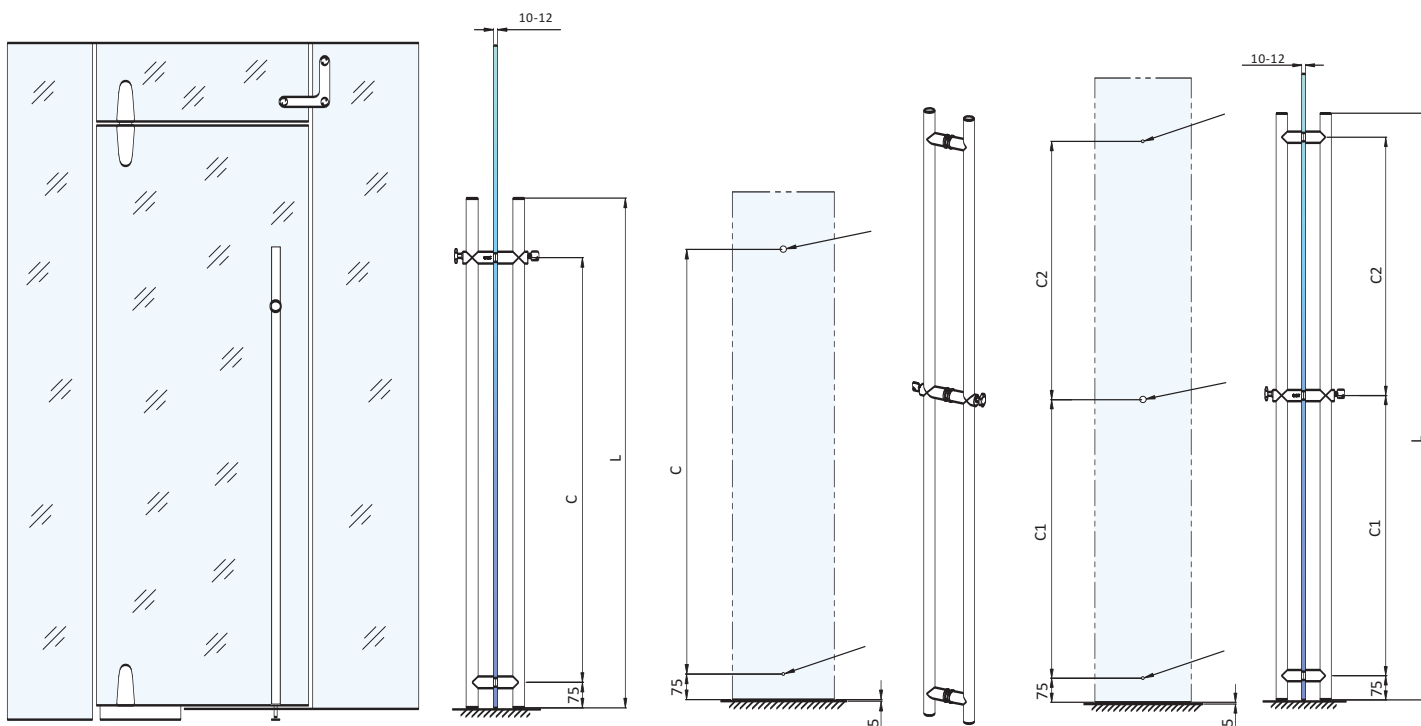
Art. No.	Ø	C	L	H
AF-M/03/950	32	950	1200	75
AF-M/03/1100	32	1100	1500	75
AF-M/03/1150	32	1150	1800	75
AF-M/03/1800	32	1800	2000	75

AF-M/04

Art. No.	Ø	C	L	H
AF-M/04/950	32	950	1200	75
AF-M/04/1100	32	1100	1500	75
AF-M/04/1150	32	1250	1800	75
AF-M/04/1800	32	1800	2000	75

AF-M/05

Art. No.	Ø	C	L	H
AF-M/05/950	32	925	1800	75
AF-M/05/1100	32	925	2000	75
AF-M/05/1150	32	1175	2400	75



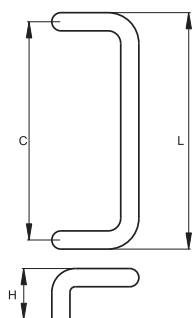
AF-M/05

Art No.	Size	C1	C2	L
AFM05/1800	1800mm	925	725	1800
AFM05/2000	2000mm	925	925	2000
AFM05/2400	2400mm	1175	1075	2400

ASAS DE PORTA

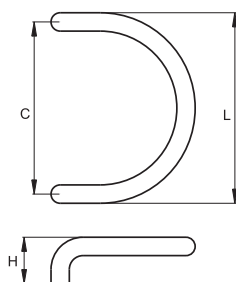
Asas de Porta Simples / Pull Handles / Poignées de Tirage / Manillón de Puerta / Stossgriffe

AS/001



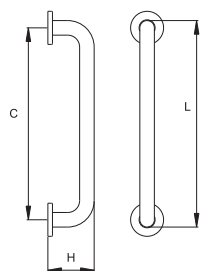
Art. No.	Ø	C	L	H
AS/001/19/150	19	150	169	55
AS/001/19/200	19	200	219	55
AS/001/19/250	19	250	269	55
AS/001/19/300	19	300	319	55
AS/001/19/350	19	350	369	55
AS/001/25/250	25	250	275	70
AS/001/25/300	25	300	325	70
AS/001/25/400	25	400	425	70
AS/001/32/300	32	300	332	85
AS/001/32/400	32	400	432	85
AS/001/32/500	32	500	532	85

AS/006



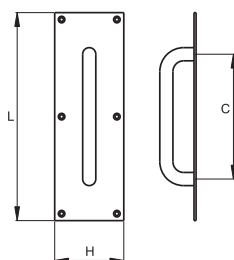
Art. No.	Ø	C	L	H
AS/006/19/70	19	70	80	55

2136/S



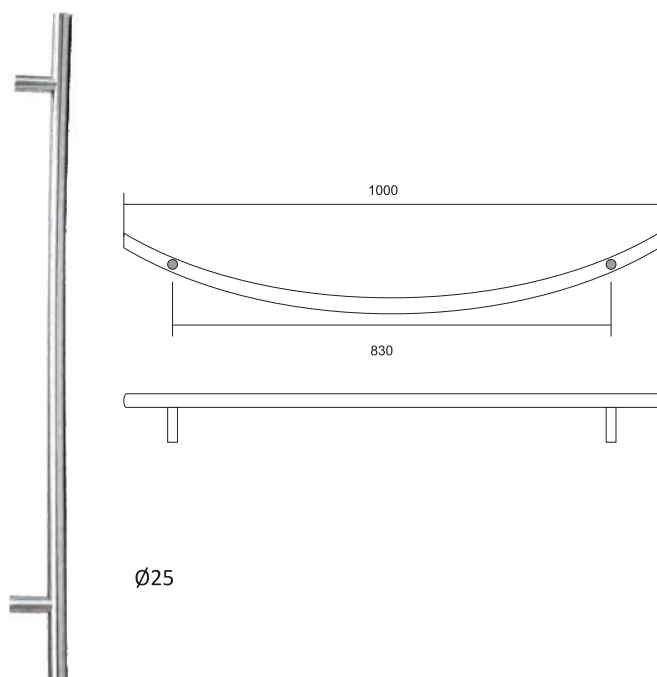
Art. No.	Ø	C	L	H
2136S/19/150	19	150	169	65
2136S/19/200	19	200	219	65
2136S/19/250	19	250	269	65
2136S/19/300	19	300	319	65

2137

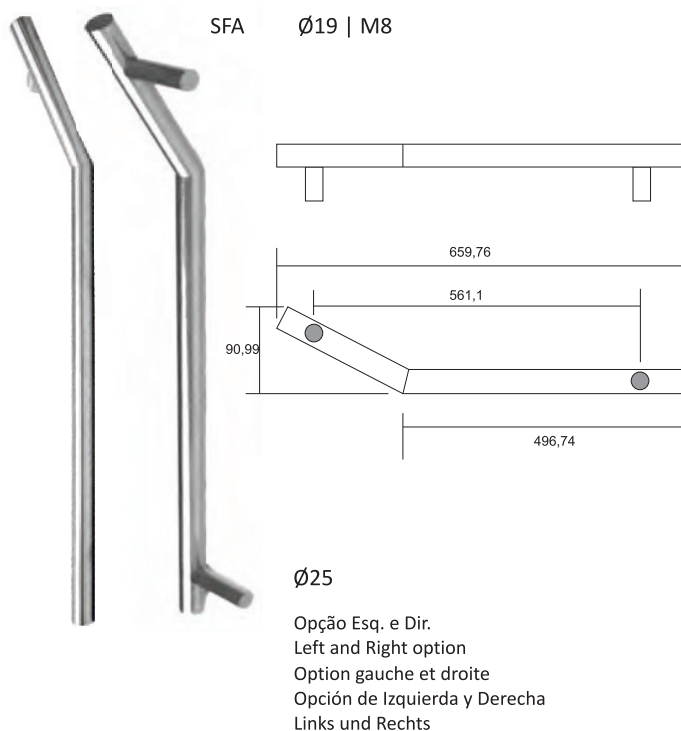


Art. No.	Ø	C	L	H
2137S	19	150	220	45
2137	19	150	200	75

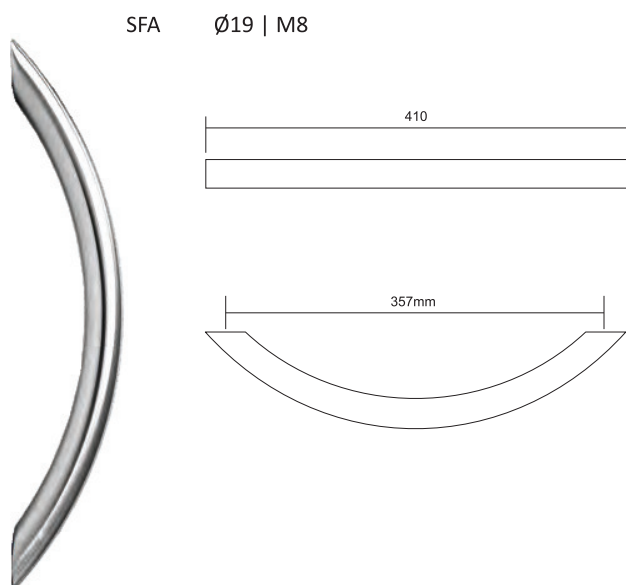
AS016



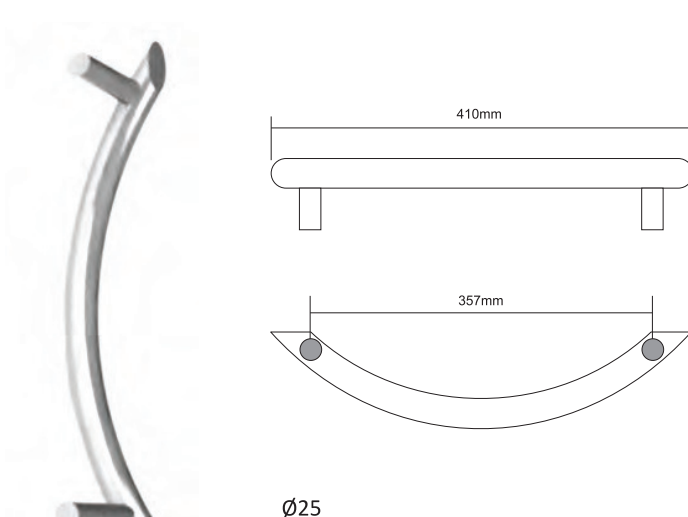
AS017



AS018



AS019



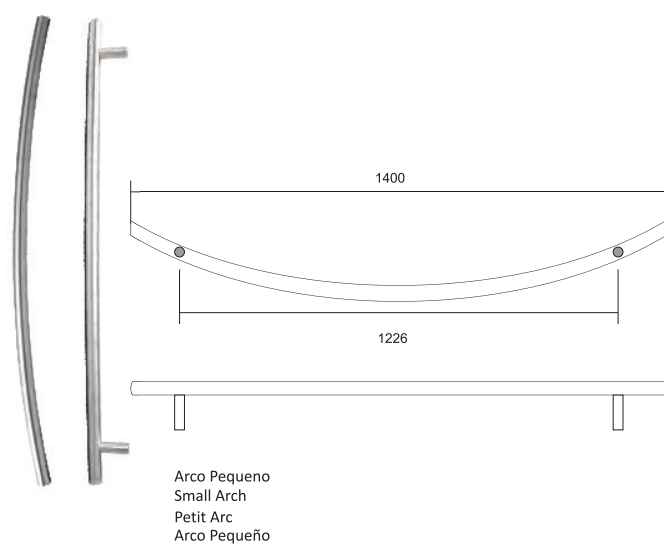
AS018 - Ø25 X 357 X 410

AS018 - Ø30 X 357 X 410

ASAS DE PORTA

Asas de Porta Simples / Pull Handles / Poignées de Tirage / Manillón de Puerta / Stossgriffe

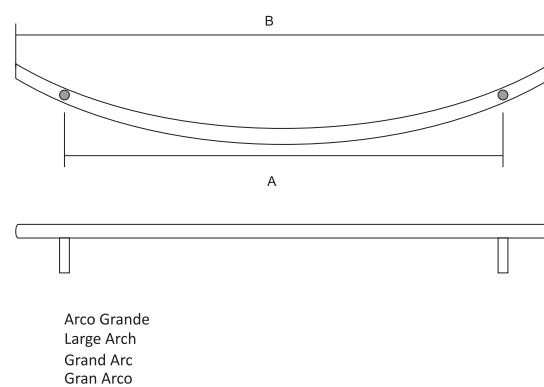
AS020




AS021

SFA Ø19 | M6

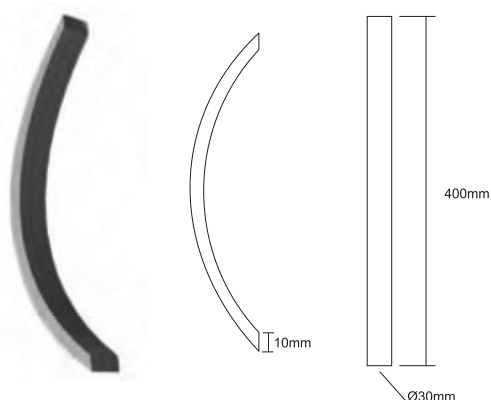
A B
AS021 - Ø25 x 715 x 890
AS021 - Ø30 x 1226 x 1400



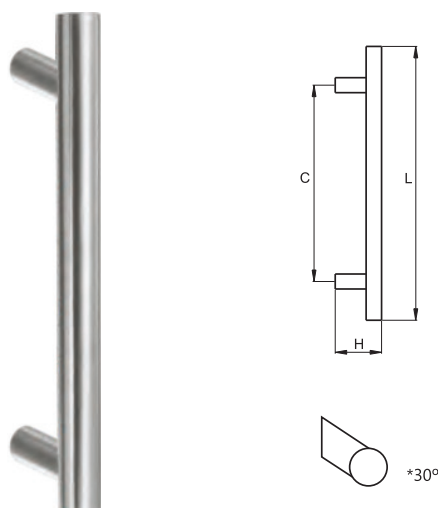
AS022



AS023



AS/008

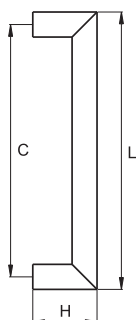


Art. No.	Ø	C	L	H
AS/008/19/200	19	200	300	60
AS/008/19/250	19	250	400	60
AS/008/19/300	19	300	450	60
AS/008/25/200	25	200	300	75
AS/008/25/250	25	250	400	75
AS/008/25/400	25	400	550	75
AS/008/32/700	30	700	1000	90

└ *30°

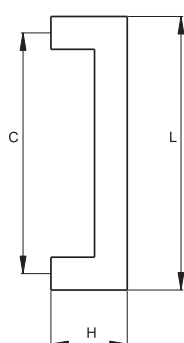
* AS/008/25/200	25	200	300	60
* AS/008/25/450	25	450	600	75

AS/009



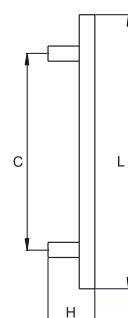
Art. No.	Ø	C	L	H
AS/009/19/150	19	150	169	55
AS/009/19/200	19	200	219	55
AS/009/19/250	19	250	269	55
AS/009/19/300	19	300	319	55
AS/009/25/200	25	200	219	70
AS/009/25/300	25	300	325	70

AS/011



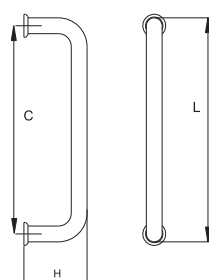
Art. No.	□	C	L	H
AS/011/30/300	30x30	300	330	90
AS/011/30/600	30x30	600	630	90
AS/011/30/1000	30x30	1000	1030	90
AS/011/30/1500	30x30	1500	1530	90

AS/012



Art. No.	□	C	L	H
AS/012/25/150	25x25	150	300	65
AS/012/25/350	25x25	350	550	70
AS/012/30/700	30x30	700	1000	70
AS/012/30/1100	30x30	1100	1400	75

2136/SR



Art. No.	Ø	C	L	H
2136/SR/19/200	19	200	219	55
2136/SR/19/250	19	250	269	55
2136/SR/19/300	19	300	319	55



Funcional
Functional
Fonctionnelle
Funcional
Funktional

Desenho Inovador
Stylish Design
Design Innovateur
Diseño Inovador
Innovatives Design

Vanguardista
Timeless
Futuriste
Vanguardista
Avantgarde

CONCHAS DE EMBUTIR
FLUSH HANDLE
COQUILLES ENCASTRABLES
CAZOLETAS
GRIFFMUSCHEL FÜR EINBAU

■ N.º 3



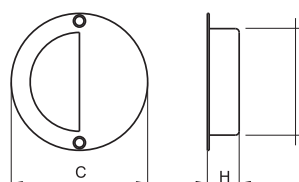
Art. No.	C	H	F
N.º 3/20	20	25	15
N.º 3/30	30	10	25
N.º 3/40	40	15	35
N.º 3/50	50	15	40
N.º 3/60	60	15	
N.º 3/65	65	15	51
N.º 3/70	70	15	



■ N.º 4



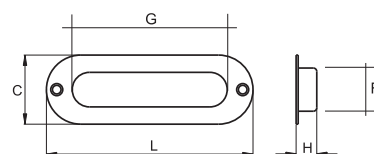
Art. No.	C	H	F
N.º 4	90	15	71



■ N.º 5



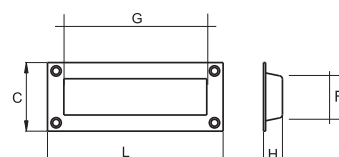
Art. No.	C	L	H	F	G
N.º 5	40	120	12	29	93



■ N.º 6



Art. No.	C	L	H	F	G
N.º 6	50	102	12	37	82



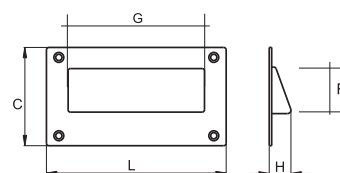
CONCHAS DE EMBUTIR

Flush Handle / Coquilles Encastrables / Cazoletas / Griffmuschel für Einbau

■ N.º 7



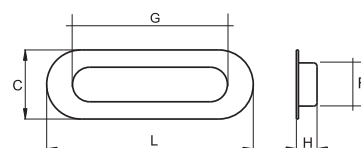
Art. No.	C	L	H	F	G
N.º 7	83	125	12	58	93



■ N.º 8



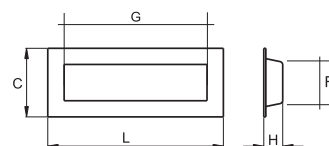
Art. No.	C	L	H	F	G
N.º 8 S/F	40	120	12	29	93



■ N.º 9



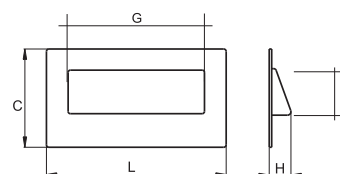
Art. No.	C	L	H	F	G
N.º 9 S/F	50	102	12	37	82



■ N.º 10



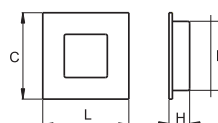
Art. No.	C	L	H	F	G
N.º 10 S/F	83	125	12	58	93



■ N.º 11



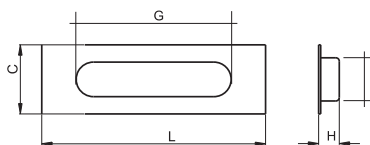
Art. No.	F	C	L	H
N.º 11/30	23	30	30	12
N.º 11/40	35	40	40	12
N.º 11/50	40	50	50	12
N.º 11/60	50	60	60	12
N.º 11/70	59	70	70	12



■ N.º 12



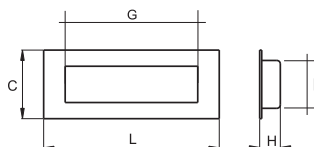
Art. No.	C	L	H	F	G
N.º 12/150	50	150	15	29	122



■ N.º 13



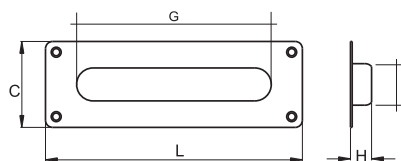
Art. No.	C	L	H	F	G
N.º 13/150	50	150	15	29	122



■ N.º 14



Art. No.	C	L	H	F	G
N.º 14/180	60	180	15	38	148



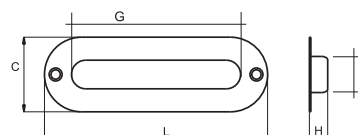
CONCHAS DE EMBUTIR

Flush Handle / Coquilles Encastrables / Cazoletas / Griffmuschel für Einbau

■ N.º 15



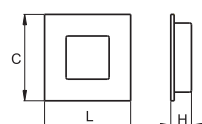
Art. No.	C	L	H	F	G
N.º 15/180	60	180	15	38	148



■ N.º 16



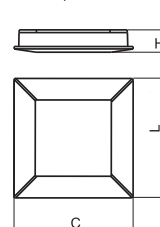
Art. No.	C	L	H
N.º 16/50	50	50	•
N.º 16/70	70	70	•



■ N.º 17



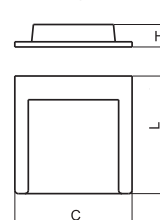
Art. No.	C	L	H
N.º 17/69	•	69	11



■ N.º 18



Art. No.	C	L	H
N.º 18/39	32	39	18



■ N.º 20



Art. No.	Ø	H	F
N.º 20/20	29	23	25

